




D-U-N-S® Certified Profile

Issued Date: 2025/05/09
Validity Date: 2026/05/08

Business Basic Information		 Verified by D&B
D-U-N-S® Number	65-631-2927	
Business Registration No.	42588621	
Company Name	YU WEI FOOD TRADING CO., LTD.	
Company Type	a private limited company	
Company Operating Address	No. 283, Daxin Rd., Daxin Vil., Beidou Township, Changhua County, Taiwan	
Phone	+886-4-8890038	
Fax	+886-4-8897590	
Email	Contact Us	
Company Website	www.yuweifoodtrading.com	
Taiwantrade Website of Company	yuweifoodtrading.en.taiwantrade.com/	
Line of Business	Wholesaler of bubble tea related materials Manufacture of Seasoning Manufacture of Other Food Products Not Elsewhere Classified Wholesale of Coffee, Tea and Spices Wholesale of Other Food	
Main Products	Global characteristic tea Various filter tea bag Various instant flavor powder Bubble tea material collection bubble tea appliance and technical consultant bubble tea equipment	
SIC Code	20350000, 20990000, 51490900, 51410000, 51490902, 51490501, 51490903	
Employee Here	1~9	
Employee Total	1~9	

Business Registration Information		 Verified by D&B
Registration Date	2015/08/11	
Authorized Capital	TWD 2,000,000	
Paid Up Capital	TWD 2,000,000	
Registration Address	No. 283, Daxin Rd., Daxin Vil., Beidou Township, Changhua County	
Name of Representative	Lin, Jia Yu	
Registractraction Authority	Central Region Office, Ministry of Economic Affairs	

Management Information			 Verified by D&B
Name	Jobtitle	On board date	
Lin, Chia Yu	Management Executive		

Trading Capability					 Verified by D&B
No. of Foreign Trading Staff 3					
Year	Exchange Rate(USD)	Sales Figure(USD)	Export Value(USD)	Import Value(USD)	
Sales Territory					
Local Percentage	Export Percentage	Export Country		Export Country Percentage	
40.00%	60.00%	Europe United States Canada			
Supplies Territory					
Local Percentage	Import Percentage	Import Country		Import Country Percentage	
100.00%	0.00%				
Bureau of Foreign Trade Information					
		Import Qualification		YES	
		Export Qualification		YES	
Actual Import/ Export Value Range					
Year Range		Import Volumn (USD)		Export Volumn (USD)	
2024		0		0~500,000	
2023		0		500,000~1,000,000	
2022		0		0~500,000	
2021		0		0~500,000	
2020		0		0~500,000	
2019		0		0~500,000	
2018		0		0	
2017		0		0	
2016		0		0	
2015		0~500,000		0	